

# Creating a multi-lingual site

with

## Joomla 1.7<sup>®</sup>



**Joomla 1.7 includes a basic way to implement a multi-language site.**

**This feature does not work as an association-type display where each content, whatever it is, has an equivalent in another language.**

**In 1.6 the module is set to redirect to the Default Home page for each content language.**

**In 1.7 was introduced a new feature that lets associate menu items to other menu items in different languages.**

**In this case the Language Swicher module will redirect to the associated menu items.**

**(It does not replace other multi-lingual managers extensions such as Joomfish)**

# 1. Install Joomla without sample data

---

**Osnovne postavke**

Ime stranice \*

▶ [Napredna podešavanja - opcionalno](#)

---

Vaša e-mail adresa \*

Admin korisničko ime \*

Admin lozinka \*

Potvrda Admin lozinke \*

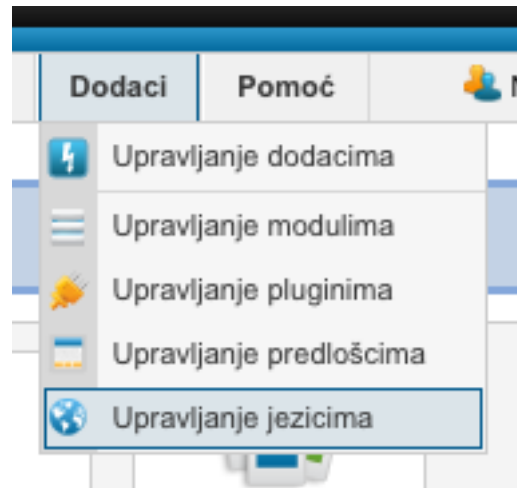
---

~~Set primjera~~

Default English (GB) Sample Data ▾

*Instalacija ovog je preporučljiva za početnike. Ovo će instalirati podrazumijevane primjere sadržaja koji se nalaze u instalacijskom paketu Joomla!.*

To clarify the demonstration, the Bosnian language pack (bs-BA) as well as the French (fr-FR) language pack have been installed.  
Go to the Language Manager



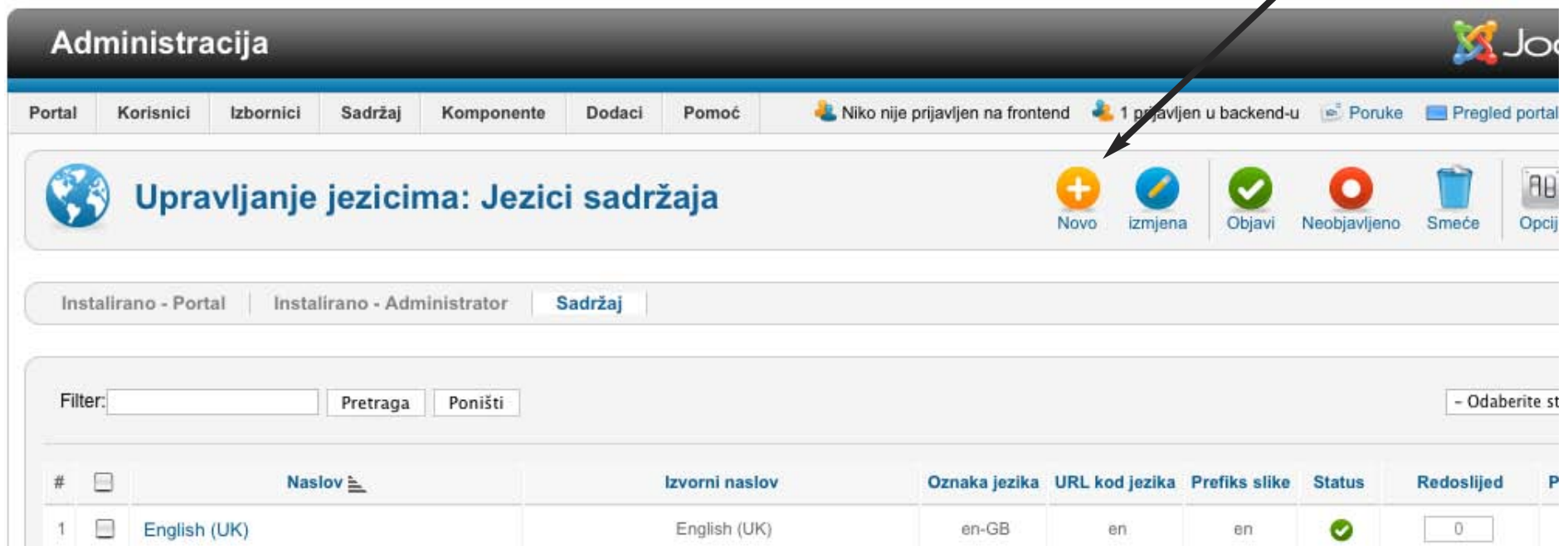
## 2. Create Content Languages

Click on the 'Contents' tab.

English has already been created as default Content language.

Create a new Content Language.

(This can be done BEFORE installing the language pack)



The screenshot shows the Joomla! Administration interface. The top navigation bar includes 'Administracija' and the Joomla! logo. Below it is a secondary navigation bar with tabs: 'Portal', 'Korisnici', 'Izbornici', 'Sadržaj', 'Komponente', 'Dodaci', and 'Pomoć'. The main content area is titled 'Upravljanje jezicima: Jezici sadržaja' and features a toolbar with icons for 'Novo' (New), 'Izmjena' (Edit), 'Objavi' (Publish), 'Neobjavljeno' (Unpublish), 'Smeće' (Trash), and 'Opcije' (Options). A black arrow points to the 'Novo' button. Below the toolbar is a breadcrumb trail: 'Instalirano - Portal | Instalirano - Administrator | Sadržaj'. A search filter is present with a text input, 'Pretraga', and 'Poništi' buttons. The main content area displays a table of content languages.

#	Naslov	Izvorni naslov	Oznaka jezika	URL kod jezika	Prefiks slike	Status	Redoslijed	P
1	English (UK)	English (UK)	en-GB	en	en	<input checked="" type="checkbox"/>	<input type="text" value="0"/>	

All parameters shall be unique.  
The language tag is the same as the one used for the pack  
( fr-FR, en-GB, bs-BA, etc.)

The screenshot shows the Joomla! 1.7.0 Administration interface. The top navigation bar includes 'Administracija' and the Joomla! logo. Below it, a secondary navigation bar contains links for 'Portal', 'Korisnici', 'Izbornici', 'Sadržaj', 'Komponente', 'Dodaci', and 'Pomoć'. A status bar indicates 'Niko nije prijavljen na frontend' and '1 prijavljen u backend-u'. The main content area is titled 'Upravljanje jezicima: Uredi jezik sadržaja'. It features a form for editing language content with the following fields:

- ID: 2**
- Naslov \***: French
- Izvorni naslov \***: Français
- URL kod jezika \***: fr
- Prefiks slike \***: fr
- Oznaka jezika \***: fr-FR
- Status**: Objavljeno (dropdown menu)
- Opis**: (empty text area)
- ID**: 2

On the right side, there is a section for 'Opcije meta podataka' (Meta data options) with two text input fields: 'Meta ključne riječi' (Meta keywords) and 'Meta opis' (Meta description). The bottom of the page contains the Joomla! logo and version information: 'Joomla!® je besplatan softver objavljen pod GNU/OJL licencom. Verzija 1.7.0'.

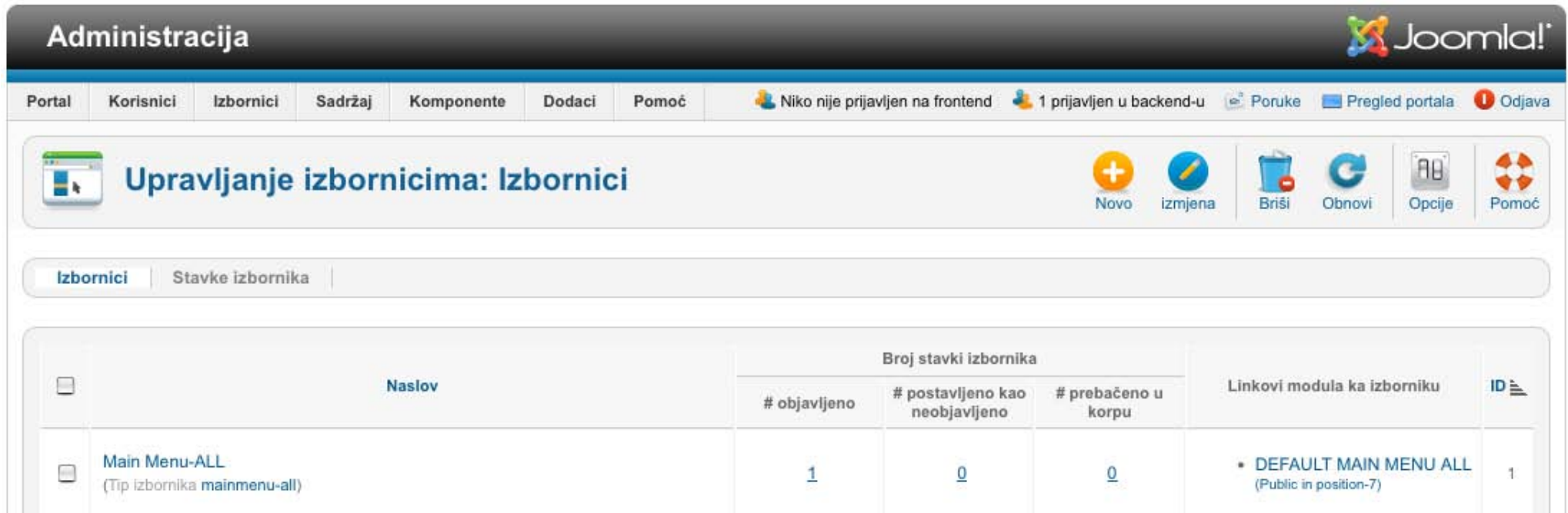
Once these are defined,  
they will be available all over Joomla User Interface.

Jezik  
ID  
Tekst článku



# 3. Default Home page assigned to 'All'

It is compulsory to keep a Default Home page assigned to 'All'.  
To prevent further confusion,  
rename the default main Menu to Main Menu-ALL



The screenshot shows the Joomla! Administration interface. At the top, the title 'Administracija' is on the left and the Joomla! logo is on the right. Below the title bar is a navigation menu with items: Portal, Korisnici, Izbornici, Sadržaj, Komponente, Dodaci, Pomoć. To the right of the navigation menu, there are status indicators: 'Niko nije prijavljen na frontend', '1 prijavljen u backend-u', 'Poruke', 'Pregled portala', and 'Odjava'. The main content area is titled 'Upravljanje izbornicima: Izbornici'. Below the title, there are several icons for actions: Novo (add), izmjena (edit), Briši (delete), Obnovi (refresh), Opcije (options), and Pomoć (help). Below the icons, there are tabs for 'Izbornici' and 'Stavke izbornika'. The main content area contains a table with the following data:

	Naslov	Broj stavki izbornika			Linkovi modula ka izborniku	ID
		# objavljeno	# postavljeno kao neobjavljeno	# prebačeno u korpu		
<input type="checkbox"/>	Main Menu-ALL (Tip izbornika mainmenu-all)	<u>1</u>	<u>0</u>	<u>0</u>	• DEFAULT MAIN MENU ALL (Public in position-7)	1

Keep there any type of Menu item defined as Default Home page and assigned to Language 'All'

Administracija Joomla!

Portal Korisnici Izbornici Sadržaj Komponente Dodaci Pomoć

Niko nije prijavljen na frontend 1 prijavljen u backend-u Poruke Pregled portala Odjava

### Upravljanje izbornicima: Stavke izbornika

Novo izmjena Objavi Neobjavljeno Provjeri Smeće Početna Obnovi Pomoć


izbornici Stavke izbornika

Filter:  Pretraga Poništi

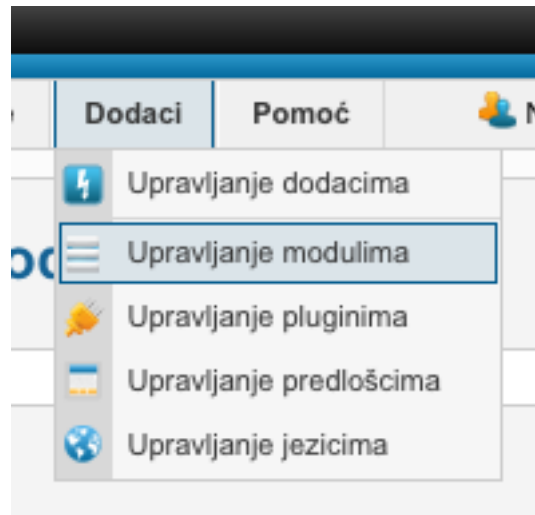
Main Menu-ALL - Odaberite maks. nivoa - - Odaberite status - - Odaberite pristup - - Odaberite jezik -

	Naslov	Status	Redoslijed	Pristup	Tip izborničke stavke	Početna	Pridruživanje	Jezik	ID
	Home-ALL ( Alias : home-all , Napomena : Module Unpublished in multilanguage )	✓	1	Public	Članci » Istaknuti članci	★		Sve	101

Prikaz # 20



# Go to the Module Manager



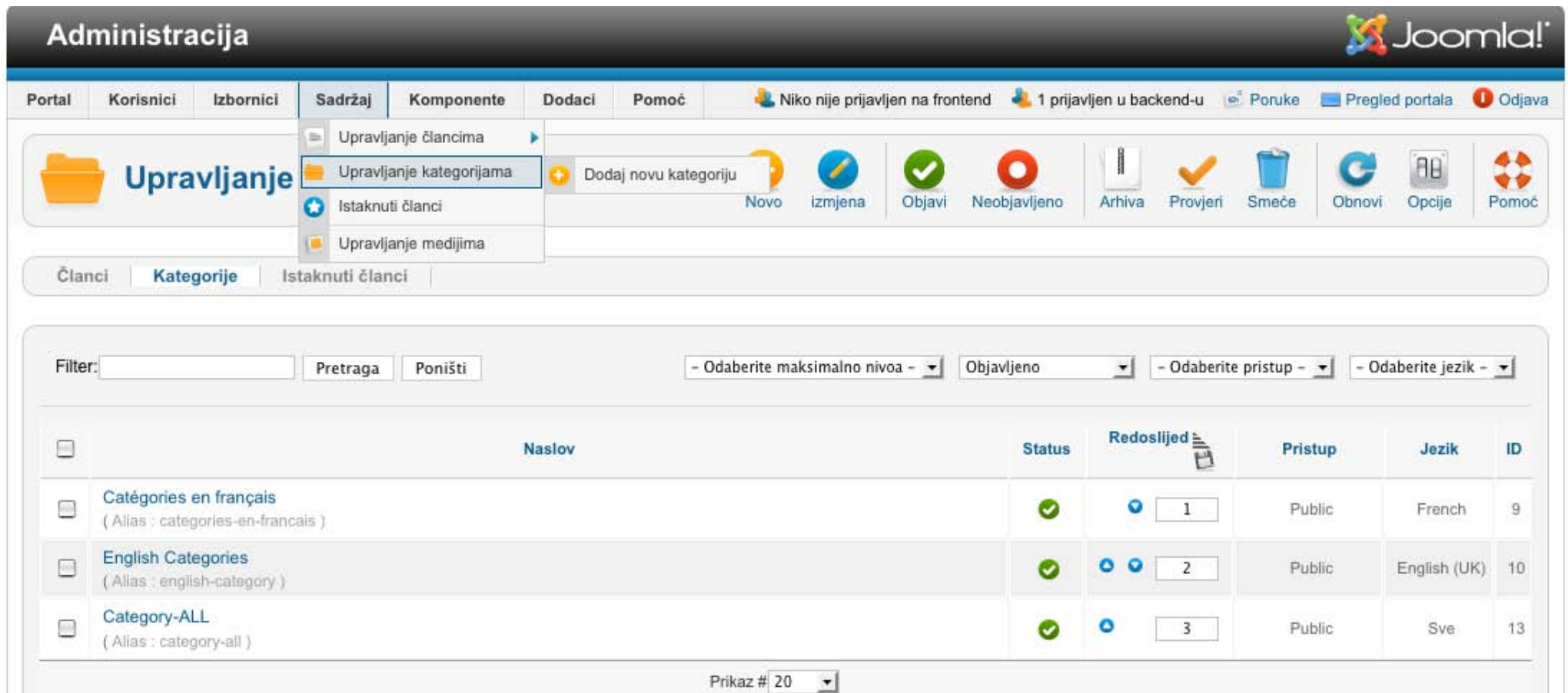
UNPUBLISH the Menu module displaying the Main Menu-ALL menu. The module itself is assigned to Language 'All'



# 4. Site contents structure

A multi-lingual site has to be structured in a specific way to avoid 404 when drilling down / navigating.

1. Create, for each Content Language, a ROOT parent category for each component used. Assign to the Content Language.



The screenshot shows the Joomla! Administration interface. The top navigation bar includes 'Administracija' and the Joomla! logo. Below it, there are tabs for 'Portal', 'Korisnici', 'Izbornici', 'Sadržaj', 'Komponente', 'Dodaci', and 'Pomoć'. The 'Sadržaj' tab is active, and a dropdown menu is open, showing options like 'Upravljanje člancima', 'Upravljanje kategorijama', 'Istaknuti članci', and 'Upravljanje medijima'. The 'Upravljanje kategorijama' option is selected, and a toolbar with icons for 'Dodaj novu kategoriju', 'Novo', 'Izmjena', 'Objavi', 'Neobjavljeno', 'Arhiva', 'Provjeri', 'Smeće', 'Obnovi', 'Opcije', and 'Pomoć' is visible. Below the toolbar, there are tabs for 'Članci', 'Kategorije', and 'Istaknuti članci'. The 'Kategorije' tab is active, and a filter section is shown with a search box and several dropdown menus. The main content area displays a table of categories.

	Naslov	Status	Redosljed	Pristup	Jezik	ID
<input type="checkbox"/>	Catégories en français ( Alias : categories-en-francais )	✓	<input type="radio"/> 1	Public	French	9
<input type="checkbox"/>	English Categories ( Alias : english-category )	✓	<input type="radio"/> 2	Public	English (UK)	10
<input type="checkbox"/>	Category-ALL ( Alias : category-all )	✓	<input type="radio"/> 3	Public	Sve	13


Prikaz # 20

## 2. Create children categories for each root or parent category. Assign the same Content language used for the root category.

*NOTE: A root category and siblings assigned to Language 'All' shall be structured the same way as those prepared for Content Languages.*

Filter:

- Odaberite maksimalno nivoa -  - Odaberite status -  - Odaberite pristup -  - Odaberite jezik -

<input type="checkbox"/>	Naslov	Status	Redoslijed 	Pristup	Jezik	ID
<input type="checkbox"/>	<b>Catégories en français</b> ( Alias : categories-en-francais )	✓	<input type="button" value="v"/> 1	Public	French	9
<input type="checkbox"/>	└─ <b>Poètes français</b> ( Alias : poetes-francais )	✓	<input type="button" value="v"/> 1	Public	French	7
<input type="checkbox"/>	└─ <b>Joomla multilangue</b> ( Alias : joomla-multilangue )	✓	<input type="button" value="v"/> <input type="button" value="v"/> 2	Public	French	11
<input type="checkbox"/>	└─ <b>Astuces multilangue</b> ( Alias : astuces-multilangue )	✓	<input type="button" value="v"/> 3	Public	French	18
<input type="checkbox"/>	<b>English Categories</b> ( Alias : english-category )	✓	<input type="button" value="v"/> <input type="button" value="v"/> 2	Public	English (UK)	10
<input type="checkbox"/>	└─ <b>English Poets</b> ( Alias : english-poets )	✓	<input type="button" value="v"/> 1	Public	English (UK)	8
<input type="checkbox"/>	└─ <b>Multi-lingual Joomla</b> ( Alias : multi-lingual-joomla )	✓	<input type="button" value="v"/> <input type="button" value="v"/> 2	Public	English (UK)	12
<input type="checkbox"/>	└─ <b>Multi-lingual Tips</b> ( Alias : multi-lingual-tips )	✓	<input type="button" value="v"/> 3	Public	English (UK)	17
<input type="checkbox"/>	<b>Category-ALL</b> ( Alias : category-all )	✓	<input type="button" value="v"/> 3	Public	Sve	13
<input type="checkbox"/>	└─ <b>Subcategory ALL</b> ( Alias : subcategory-all )	✓	<input type="button" value="v"/> 1	Public	Sve	14

Prikaz #

### 3. Create contents in each of these categories and assign them to the same Content language as the root category. Example here for Articles.

**Upravljanje člancima: Uredi članak**

Sačuvaj   Spremi i zatvori   Spremi i kreiraj novi   Spremi kao kopiju   Zatvori   Pomoć

#### Uredi članak

Naslov \*

Alias

Kategorija \*

Status

Pristup

Prava pristupa

Istaknut

Jezik

ID 1

Tekst članka

Le 26 août 1880, Naissance à Rome de Guillaume, Albert, Vladimir, Apollinaire de Kostrowitzky, fils de Angélique de Kostrowitzky et fils putatif de François Flugi d'Aspermont. 1882, Naissance

▼ Opcije objavljivanja

Kreirao	<input type="text" value="adminuser"/>
<input type="button" value="Promjenite korisnika"/>	
Kreirano od (alijas)	<input type="text"/>
Datum kreiranja	<input type="text" value="2011-02-24 11:54:21"/> 23
Početak objave	<input type="text" value="2011-02-24 11:54:21"/> 23
Završetak objave	<input type="text" value="0000-00-00 00:00:00"/> 23
Izmjenio	adminuser
Datum izmjene	2011-03-08 09:01:48
Pregleda	7
pogodaka	54

► Opcije članka

► Opcije meta podataka

# All managers can be filtered per Content Language

Filter:  Pretraga Poništi - Odaberite status - - Odaberite kategoriju - - Odaberite pristup - - Odaberite autor - French

<input type="checkbox"/>	Naslov	Status	Istaknut	Kategorija	Redoslijed	Pristup	Autor	Datum	pogodaka	Jezik	ID
<input type="checkbox"/>	<a href="#">Pierre de Ronsard</a> ( Alias : pierre-de-ronrard )	✓	★	Poètes français	<input type="text" value="3"/>	Public	Super User	11-02-24	30	French	4
<input type="checkbox"/>	<a href="#">Paul-Marie Verlaine</a> ( Alias : paul-marie-verlaine )	✓	★	Poètes français	<input type="text" value="2"/>	Public	Super User	11-02-24	20	French	2
<input type="checkbox"/>	<a href="#">Guillaume Apollinaire</a> ( Alias : guillaume-apolinaire )	✓	★	Poètes français	<input type="text" value="1"/>	Public	Super User	11-02-24	54	French	0
<input type="checkbox"/>	<a href="#">Ultimes vérifications</a> ( Alias : ultimes-vérifications )	✓	○	Joomla multilangue	<input type="text" value="13"/>	Public	Super User	5-04-22	72	French	3
<input type="checkbox"/>	<a href="#">Nouveau dans 1.7 - Liens de menus associés</a> ( Alias : nouveau-dans-1-7-liens-de-menus-associés )	✓	○	Joomla multilangue	<input type="text" value="12"/>	Public	Super User	14-07-08	75	French	0
<input type="checkbox"/>	<a href="#">Activer le plugin système 'Filtre de langue'</a> ( Alias : activer-le-plugin-système-filtre-de-langue )	✓	○	Joomla multilangue	<input type="text" value="11"/>	Public	Super User	5-04-22	110	French	2
<input type="checkbox"/>	<a href="#">Créer les modules 'Changement de langue'</a> ( Alias : créer-les-modules-changement-de-langue )	✓	○	Joomla multilangue	<input type="text" value="10"/>	Public	Super User	16-04-21	95	French	0
<input type="checkbox"/>	<a href="#">Assigner un style de template par langue</a> ( Alias : assigner-un-style-de-template-par-langue )	✓	○	Joomla multilangue	<input type="text" value="9"/>	Public	Super User	15-04-21	55	French	7
<input type="checkbox"/>	<a href="#">Assigner une langue de contenu aux modules</a> ( Alias : assigner-une-langue-de-contenu-aux-modules )	✓	○	Joomla multilangue	<input type="text" value="8"/>	Public	Super User	10-04-21	49	French	5
<input type="checkbox"/>	<a href="#">Afficher le même contenu dans plusieurs interfaces de langue</a> ( Alias : afficher-le-même-contenu-dans-plusieurs-interfaces-de-langue )	✓	○	Joomla multilangue	<input type="text" value="7"/>	Public	Super User	8-04-21	49	French	4

# 5. Create specific menus & menu items

Create menus for each Content language.

**Administracija** Joomla!

Portal Korisnici Izbornici Sadržaj Komponente Dodaci Pomoć 1 prijavljen u backend-u Pregled portala

## Upravljanje izbornicima: Izbornici

Novo izmjena Briši Obnovi Opcije Pomoć

Izbornici Stavke izbornika

	Naslov	Broj stavki izbornika			Linkovi modula ka izborniku	ID
		# objavljeno	# postavljeno kao neobjavljeno	# prebačeno u korpu		
	Main Menu-ALL (Tip izbornika mainmenu-all)	<u>1</u>	<u>0</u>	<u>0</u>	<ul style="list-style-type: none"><li>DEFAULT MAIN MENU ALL (Public in position-7)</li></ul>	1
	mainmenufr (Tip izbornika mainmenufr)	<u>4</u>	<u>0</u>	<u>0</u>	<ul style="list-style-type: none"><li>Mainmenu fr (Public in position-7)</li></ul>	2
	mainmenugb (Tip izbornika mainmneugb)	<u>4</u>	<u>0</u>	<u>0</u>	<ul style="list-style-type: none"><li>Mainmenu gb (Public in position-7)</li></ul>	3
	User menu fr (Tip izbornika user-menu-fr)	<u>3</u>	<u>0</u>	<u>0</u>	<ul style="list-style-type: none"><li>Menu utilisateur (Special in position-7)</li></ul>	4
	User menu en (Tip izbornika user-menu-en)	<u>3</u>	<u>0</u>	<u>0</u>	<ul style="list-style-type: none"><li>User Menu (Special in position-7)</li></ul>	5

Create menu items for each menu

## Rules

All menu items created in a specific menu should be assigned to the same language or to language 'All'.

One of the menu items—in only one menu—should be defined as default home page for this language.

The menu items assigned to a specific language have to display contents assigned to the same language.

In this respect, Language 'All' should be considered as any other specific language.



## Upravljanje izbornicima: Stvake izbornika



Novo



izmjena



Objavi



Neobjavljeno



Provjeri



Smeće



Početna



Obnovi



Pomoć

Izbornici

Stavke izbornika

Filter:

Pretraga

Poništi

mainmenufr

- Odaberite maks. nivoa -

- Odaberite status -

- Odaberite pristup -

- Odaberite jezik -

## Odaberite tip stavke izbornika:

**Kontakti**

[Lista svih kontakt kategorija](#)  
[Prikaži kontakte u kategoriji](#)  
[Pojedinačni kontakt](#)  
[Istaknuti kontakti](#)

**Tekuće vijesti**

[Prikaži sve kategorije tekućih vijesti](#)  
[Prikaži tekuće vijesti u kategoriji](#)  
[Pojedinačna tekuća vijest](#)

**Web linkovi**

[Listaj sve kategorije web linkova](#)  
[Lista web linkova u kategoriji](#)  
[Pošalji web link](#)

**Članci**

[Arhivirani članci](#)  
[Pojedinačni članak](#)  
[Prikaz svih kategorija](#)  
[Blog kategorije](#)  
[Lista kategorije](#)  
[Istaknuti članci](#)  
[Kreiraj članak](#)

**Pretraga**

[Listaj rezultate pretrage](#)

**Upravljanje korisnicima**

[Forma za prijavu](#)  
[Profil korisnika](#)  
[Uredi profil korisnika](#)  
[Forma za registraciju](#)  
[zahtjev za podsjećanje korisnika](#)  
[Resetovanje šifre](#)

**Omotič**

[Iframe omotič](#)

**Sistemske linkove**

All menu items created in a specific menu should be assigned to the same language or to language 'All'.

**Name of the menu**

**Language**

**One of the menu items — in ONLY one menu — has to be defined as Default Home page for that language.**

The menu items assigned to a specific language have to display contents assigned to the same language.

**Detalji**

Tip stavke izbornika \*

Naslov izbornika \*

Alias

Napomena

**Neophodne postavke**

Odaberite članak \*

The modal displayed allows filtering

Filter:

Naslov	Pristup	Kategorija	Jezik	Datum	ID
Guillaume Apollinaire	Public	Poètes français	French	11-02-24	1
Paul-Marie Verlaine	Public	Poètes français	French	11-02-24	2
Pierre de Ronsard	Public	Poètes français	French	11-02-24	4

Prikaz # 20

Example:  
The mainmenufr with its menu items,  
one of them defined as Default Home page

**Administracija** Joomla!

Portal Korisnici Izbornici Sadržaj Komponente Dodaci Pomoć Niko nije prijavljen na frontend 1 prijavljen u backend-u Poruke Pregled portala Odjava

**Upravljanje izbornicima: Stvake izbornika** Novo izmjena Objavi Neobjavljeno Provjeri Smeće Početna Obnovi Pomoć

Izbornici **Stavke izbornika**

Filter:  Pretraga Poništi mainmenufr - Odaberite maks. nivoa - - Odaberite status - - Odaberite pristup - - Odaberite jezik -

<input type="checkbox"/>	Naslov	Status	Redosljed	Pristup	Tip izborničke stavke	Početna	Pridruživanje	Jezik	ID
<input type="checkbox"/>	Acceuil ( Alias : acceuil )	✓	1	Public	Članci » Istaknuti članci			French	102
<input type="checkbox"/>	Guillaume Apollinaire ( Alias : guillaume-apolinaire )	✓	2	Public	Članci » Pojedinačni članak			French	110
<input type="checkbox"/>	Poètes français ( Alias : poètes-français )	✓	3	Public	Članci » Lista kategorije			French	111
<input type="checkbox"/>	Lorem ipsum -ALL- fr ( Alias : lorem-ipsum-all-fr )	✓	4	Public	Članci » Pojedinačni članak			Sve	123

Prikaz # 20

**Batch procesiraj odabrane stavke izbornika**

Nivo pristupa - Zadrži originalni nivo pristupa -

Odaberite Izbornik ili Nadređeno for Prebacivanje/Kopiranje

**This menu item is set to display a content tagged to language 'All'.  
It can be tagged to 'All' or to the Content Language used for the  
other menu items in this menu.**

# The Language Manager Contents tab displays the existence or not of a Default Home Page for each Content Language

**Administracija** Joomla!

Portal Korisnici Izbornici Sadržaj Komponente Dodaci Pomoć

Niko nije prijavljen na frontend 1 prijavljen u backend-u Poruke Pregled portala Odjava

## Upravljanje jezicima: Jezici sadržaja

Novo izmjena Objavi Neobjavljeno Smeće Opcije Pomoć

Instalirano - Portal Instalirano - Administrator **Sadržaj**

**i** Jezik sadržaja uspješno snimljen

Filter:  Pretraga Poništi - Odaberite status -

#	<input type="checkbox"/>	Naslov	Izvorni naslov	Oznaka jezika	URL kod jezika	Prefiks slike	Status	Redoslijed	Početna	ID
1	<input type="checkbox"/>	Bosnian	Bošnjački	bs-BA	bs	bs	✓	<input type="text" value="0"/>	Ne	3
2	<input type="checkbox"/>	English (UK)	English (UK)	en-GB	en	en	✓	<input type="text" value="0"/>	Da	1
3	<input type="checkbox"/>	French	Français	fr-FR	fr	fr	✓	<input type="text" value="0"/>	Da	2

Prikaz # 20

The Administrator Menu displays the flags for the menus which contain a Default Home page.

If a Content Language does not have a Default Home page, the front-end language switcher module will NOT display that language!!



## 6. Create menu modules

Create menu modules for each menu.

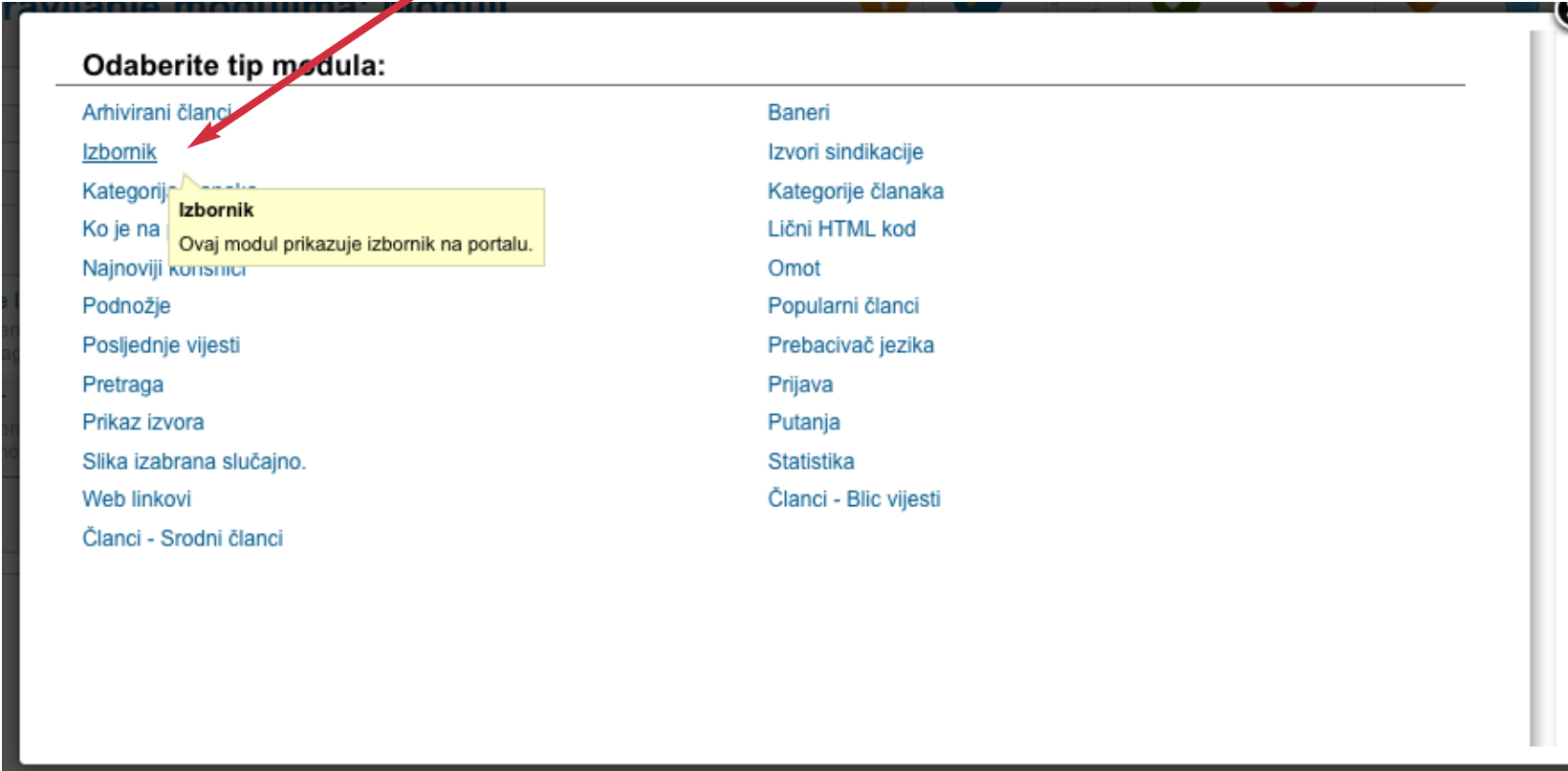
Assign these modules to the Content Languages concerned  
(or to Language 'All')

A menu module assigned to Language 'All' should display a menu which only contains menu items assigned to Language 'All'.

This module will display for all Content Languages.

A menu module assigned to a specific language may display a menu containing menu items assigned to the same language as well as menu items assigned to Language 'All'.

# Select the menu module



**Odaberite tip modula:**

<a href="#">Arhivirani članci</a>	<a href="#">Baneri</a>
<a href="#">Izbornik</a>	<a href="#">Izvori sindikacije</a>
<a href="#">Kategorije članaka</a>	<a href="#">Kategorije članaka</a>
<a href="#">Ko je na</a>	<a href="#">Lični HTML kod</a>
<a href="#">Najnoviji članci</a>	<a href="#">Omot</a>
<a href="#">Podnožje</a>	<a href="#">Popularni članci</a>
<a href="#">Posljednje vijesti</a>	<a href="#">Prebacivač jezika</a>
<a href="#">Pretraga</a>	<a href="#">Prijava</a>
<a href="#">Prikaz izvora</a>	<a href="#">Putanja</a>
<a href="#">Slika izabrana slučajno.</a>	<a href="#">Statistika</a>
<a href="#">Web linkovi</a>	<a href="#">Članci - Blic vijesti</a>
<a href="#">Članci - Srodni članci</a>	

**Izbornik**  
Ovaj modul prikazuje izbornik na portalu.

# The menu module displaying the mainmenufr containing the Default Home Page for fr-FR

**Administracija** Joomla!

Portal Korisnici Izbornici Sadržaj Komponente Dodaci Pomoć

Niko nije prijavljen na frontend 1 prijavljen u backend-u Poruke Pregled portala Odjava

## Upravljanje modulima: Modul Izbornik

Sačuvaj Spremi i zatvori Spremi i kreiraj novi Spremi kao kopiju Zatvori Pomoć

### Detalji

Naslov *	Mainmenu fr
Prikaži naziv	<input checked="" type="radio"/> Prikaži <input type="radio"/> Sakrij
Pozicija *	position-7 <span>Odaberite poziciju</span>
Status	Objavljeno
Pristup	Public
Redoslijed	4. Mainmenu fr
Početak objave	0000-00-00 00:00:00 <span>23</span>
Završetak objave	0000-00-00 00:00:00 <span>23</span>
Jezik	French
Napomena	Affiche le menu contenant la page d'accueil par
ID	19 Izbornik
Portal	
Opis modula	Ovaj modul prikazuje izbornik na portalu.

### Osnovne opcije

Izbor izbornika	mainmenufr
Početni nivo	1
Kraj nivoa	Sve
Prikaži stavke podizbornika	<input checked="" type="radio"/> Ne <input type="radio"/> Da

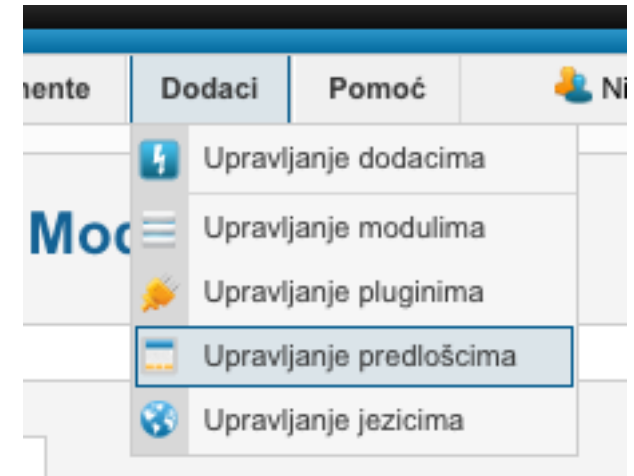
### Napredne opcije

# 7. Assign a template style per Content language

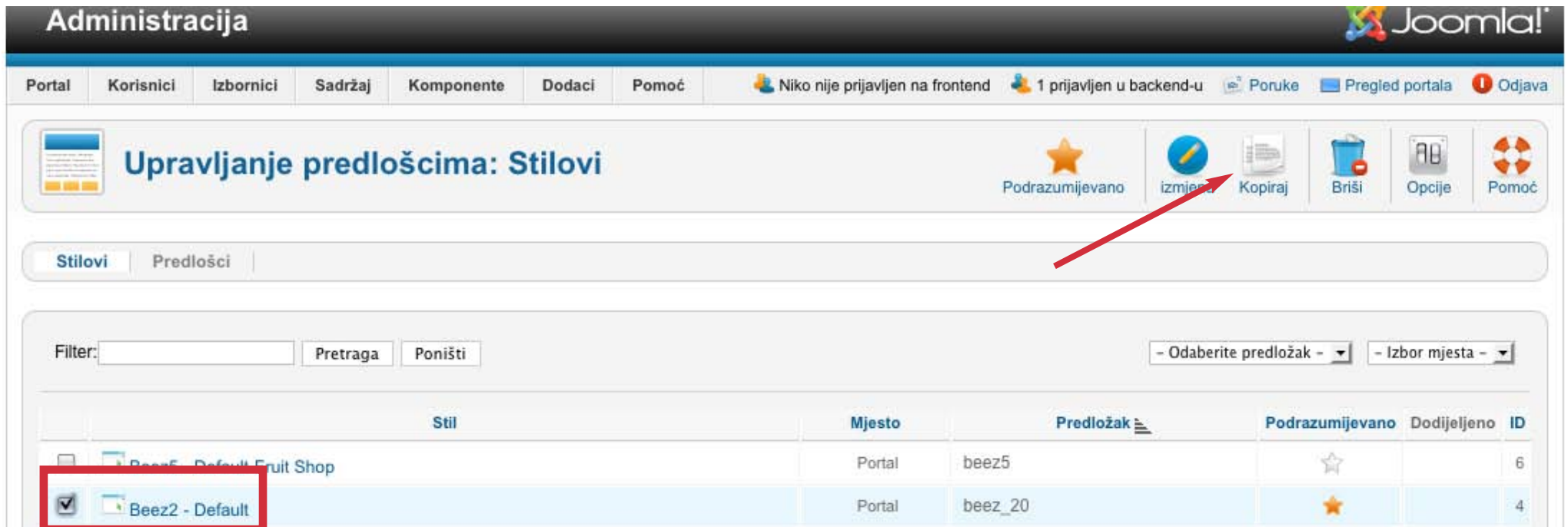
One can assign a default template style per Content Language.

This lets customize the template for logos and headers.

The style is also used as default for this language.



Select a style, duplicate it.

A screenshot of the Joomla! administration interface showing the 'Upravljanje predlošcima: Stilovi' page. The page title is 'Upravljanje predlošcima: Stilovi'. There are several action buttons: 'Podrazumijevano', 'izmjena' (highlighted with a red arrow), 'Kopiraj', 'Briši', 'Opcije', and 'Pomoć'. Below the buttons, there are tabs for 'Stilovi' and 'Predlošci'. A search filter is present with a 'Pretraga' button and a 'Poništi' button. There are two dropdown menus: '- Odaberite predložak -' and '- Izbor mjesta -'. A table lists the styles:

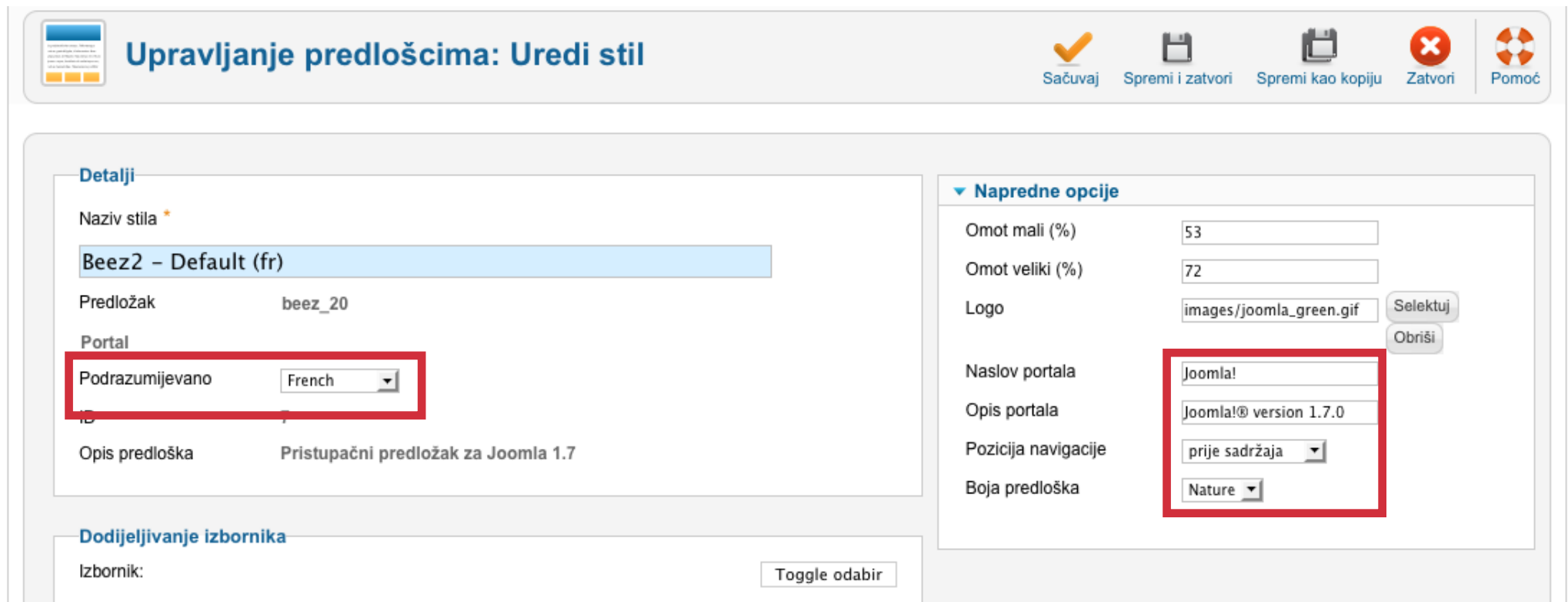
	Stil	Mjesto	Predložak	Podrazumijevano	Dodijeljeno	ID
<input type="checkbox"/>	Beez5 - Default Fruit Shop	Portal	beez5	<input type="checkbox"/>		6
<input checked="" type="checkbox"/>	Beez2 - Default	Portal	beez_20	<input checked="" type="checkbox"/>		4

The 'Beez2 - Default' style is highlighted with a red box.

This template style is assigned to fr-FR

## WARNING!

Some templates available on the Net are not 1.7 compatible. They do not let you create duplicates of a style or, if they do, they do not let assign a different menu containing a specific language Default Home page per language assigned style.



The screenshot displays the Joomla! administrator interface for editing a template style. The title bar reads "Upravljanje predlošcima: Uredi stil". The main content area is divided into two columns. The left column, titled "Detalji", shows the style name "Beez2 - Default (fr)", the template "beez\_20", and the portal language set to "French" (highlighted with a red box). The right column, titled "Napredne opcije", shows various settings: "Omot mali (%)" at 53, "Omot veliki (%)" at 72, "Logo" as "images/joomla\_green.gif", "Naslov portala" as "Joomla!", "Opis portala" as "Joomla!® version 1.7.0", "Pozicija navigacije" as "prije sadržaja" (highlighted with a red box), and "Boja predloška" as "Nature". A "Toggle odabir" button is visible at the bottom left.

**Upravljanje predlošcima: Uredi stil**

**Detalji**

Naziv stila \*  
Beez2 - Default (fr)

Predložak beez\_20

Portal  
Podrazumijevano French

Opis predloška Pristupačni predložak za Joomla 1.7

**Napredne opcije**

Omot mali (%) 53

Omot veliki (%) 72

Logo images/joomla\_green.gif Selektuj  
Obriši

Naslov portala Joomla!

Opis portala Joomla!® version 1.7.0

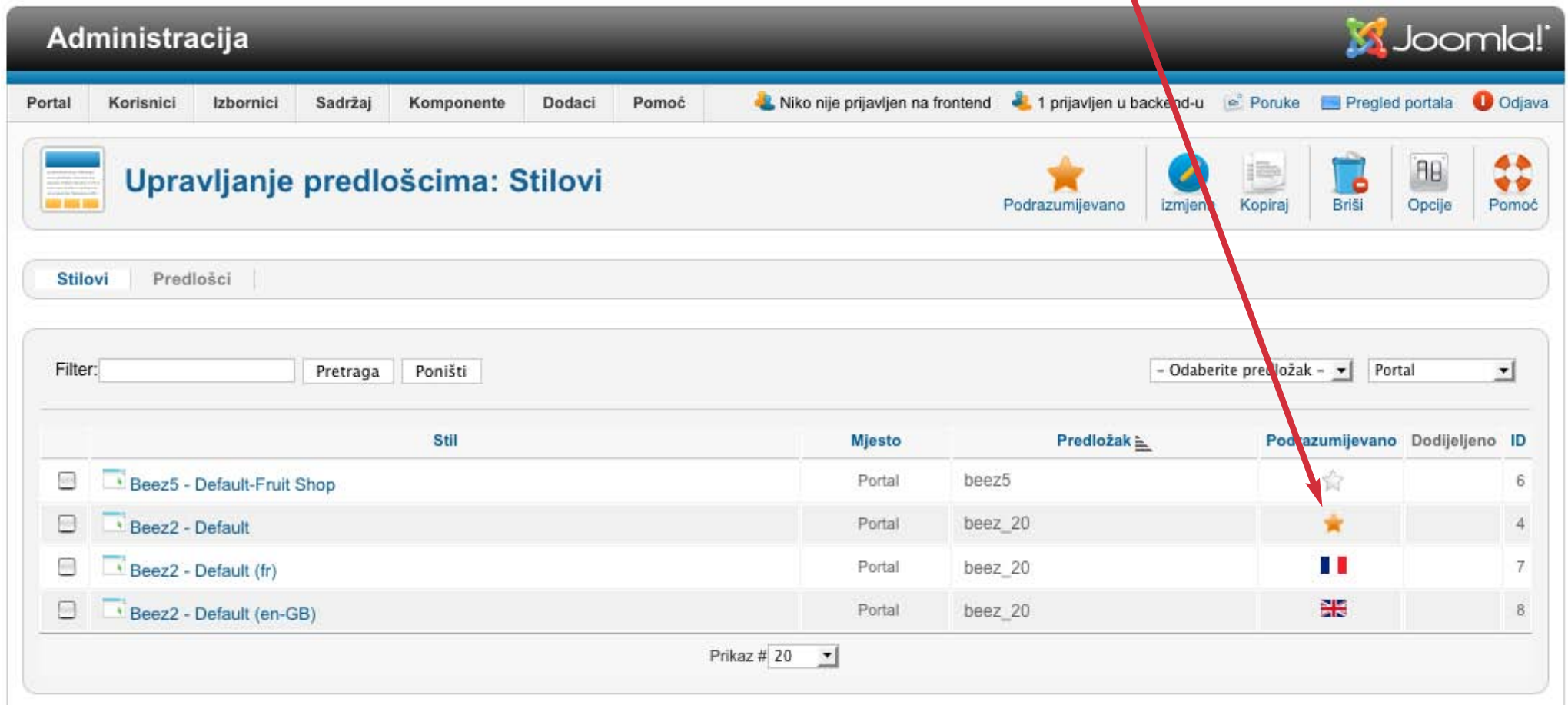
Pozicija navigacije prije sadržaja

Boja predloška Nature



Izbornik: Toggle odabir

The Template Style Manager displays the language flag in a column.

One template style has to remain assigned to Language 'All'



The screenshot shows the Joomla! Administration interface for managing template styles. The main heading is "Upravljanje predlošcima: Stilovi". Below the heading, there are tabs for "Stilovi" and "Predlošci". The interface includes a search filter and a dropdown menu for selecting a template. The main content area displays a table of template styles with columns for "Stil", "Mjesto", "Predložak", "Podrazumijevano", "Dodijeljeno", and "ID".

Stil	Mjesto	Predložak	Podrazumijevano	Dodijeljeno	ID
Beez5 - Default-Fruit Shop	Portal	beez5	<input type="checkbox"/>		6
Beez2 - Default	Portal	beez_20	<input checked="" type="checkbox"/>		4
Beez2 - Default (fr)	Portal	beez_20			7
Beez2 - Default (en-GB)	Portal	beez_20			8

## 8. Create the 'Langswitcher' module(s)

To display the language choice in front-end, create `mod_languages` module(s) (langswitcher).

One can create one module per Content Language if the Pre-text or Post-text are filled, or an unique module to which is assigned Language 'All' if not.

The module displays flags or names for the Published Content Languages. Parameter the module to choose layout.

Publish the module(s) before enabling the Language Filter system plug-in.

NOTE: If menu associations are not implemented, it is unnecessary to display the module(s) on other pages than the Default Home pages, as it is designed to link to the Default Home page for the language chosen.

If there are menu associations, the module should also be displayed on the pages concerned.

# This Switcher is customized for fr-FR

Upravljanje modulima: Modul Prebacivanje jezika

Sačuvaj Spremi i zatvori Spremi i kreiraj novi Spremi kao kopiju Zatvori Pomoć

**Detalji**

Naslov \* **Choix de langues**

Prikaži naziv  Prikaži  Sakrij

Pozicija \* position-7 Odaberite poziciju

Status Objavljeno

Pristup Public

Redoslijed 1. Choix de langues

Početak objave 0000-00-00 00:00:00 23

Završetak objave 0000-00-00 00:00:00 23

Jezik French

Napomena Pas nécessaire d'afficher sur toutes les pages.

ID 22 Prebacivanje jezika

Portal

Opis modula  
Ovaj modul prikazuje listu dostupnih jezika (kao što je definisano i objavljeno u uređivaču jezika) i mogućnost prebacivanja sa jednog na drugi, kada neko želi da koristi Joomla! kao višejezički sajt.  
-- Dodatak 'Sistem - filter jezika' treba da bude objavljen.--  
Kada se prebacuje jezik, modul preusmerava početnu stranu definisanu za izabrani jezik. Nakon toga, navigacija će biti ona koja je definisana za taj

**Osnovne opcije**

Tekst koji se prikazuje iznad prijave  
Merci de choisir votre langue

Tekst koji se prikazuje ispod prijave

Koristi padajući meni  Ne  Da

Ako je padajući meni 'Da', donje opcije za prikaz će biti ignorisane

Koristite sliku zastave  Ne  Da

Horizontalni prikaz  Ne  Da

Aktivni jezik  Ne  Da

Ako su zastavice 'Da', donje opcije za prikaz će biti ignorisane

Pun naziv jezika  Ne  Da

# This switcher is assigned to the Default Home page for the specific Content Language

metodu.

1. Otvorite karticu uređivača jezika i provjerite da li su objavljeni jezici koje želite da koristite u sadržaju i da li imaju jezički kod za URL, isti kao i prefiks za sliku koju prikazuje modul.
2. Kreirajte početnu stranu dodjeljivanjem jezika stavki menija i definišite kao početnu stranu za svaki od objavljenih jezika.
3. Nakon toga, možete dodijeliti jezik članku, kategoriji, modulu, izvorima vijesti, linkovima.
4. Provjerite da li su modul i dodatak objavljeni.
5. Kada se koriste povezane stavke menija, uvjerite se da je modul prikazan na odgovarajućim stranama.
6. Način prikazivanja zastavica ili imena jezika je definisan u Menadžeru jezika - jezik sadržaja.

### Dodjela izbornika

Dodjela modula

Izbornik:

- Acceuil
- Guillaume Apollinaire
- Poètes français
- Lorem ipsum -ALL- fr

# Module Manager filtered per Content Language

Administracija Joomla!

Portal Korisnici Izbornici Sadržaj Komponente Dodaci Pomoć

Niko nije prijavljen na frontend 1 prijavljen u backend-u Poruke Pregled portala Odjava

## Upravljanje modulima: Moduli

Novo Izmjena Kopiraj Objavi Neobjavljeno Provjeri Smeće Opcije Pomoć

Filter:  Pretraga Poništi

Portal - Odaberite status - - Odaberite poziciju - - Odaberite tip - - Odaberite pristup - French

	Naslov	Status	Pozicije	Redoslijed	Tip	Stranice	Pristup	Jezik	ID
<input type="checkbox"/>	Tutoriel multilingue	✓	position-7	<input type="text" value="5"/>	Izbornik	Sve	Public	French	38
<input type="checkbox"/>	Mainmenu fr ( Napomena : Affiche le menu contenant la page d'accueil par défaut fr-FR )	✓	position-7	<input type="text" value="4"/>	Izbornik	Sve	Public	French	19
<input type="checkbox"/>	Choix de langues ( Napomena : Pas nécessaire d'afficher sur toutes les pages. Page d'accueil et menus associés suffit. )	✓	position-7	<input type="text" value="1"/>	Prebacivač jezika	Sve	Public	French	22
<input type="checkbox"/>	Menu utilisateur	✓	position-7	<input type="text" value="9"/>	Izbornik	Sve	Special	French	23
<input type="checkbox"/>	Connexion	✓	position-7	<input type="text" value="11"/>	Prijava	Samo odabrano	Public	French	25
<input type="checkbox"/>	Fil d'ariane	✓	position-2	<input type="text" value="1"/>	Putanja	Sve	Public	French	26
<input type="checkbox"/>	Catégories	✓	position-10	<input type="text" value="1"/>	Kategorije članaka	Sve	Public	French	27
<input type="checkbox"/>	top-fr	✓	position-1	<input type="text" value="1"/>	Izbornik	Sve	Public	French	30

Prikaz #

## 9. Enable the 'Language Filter' system plug-in

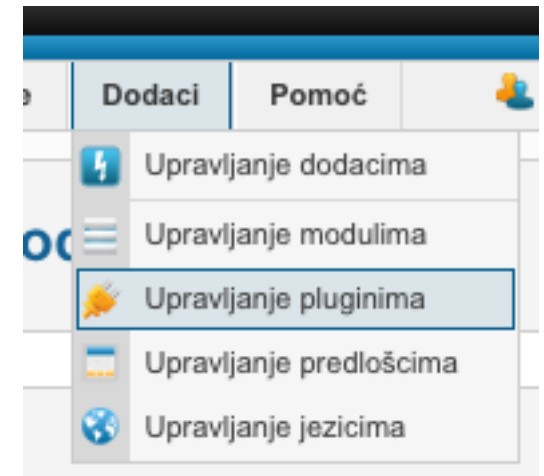
The Language Filter system plug-in has to be enabled to activate the multi-language functionality.

It should only be enabled after making sure that the Langswitcher modules are published!

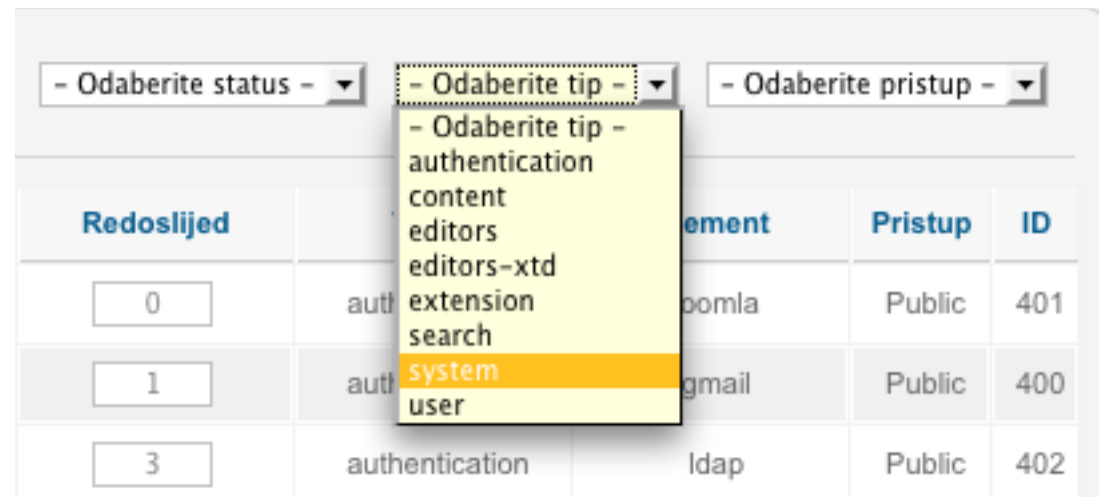
There are 3 options to define in the plug-in:

1. The site language selection for new visitors.
2. The site language display when a logged user changes its default site language.
3. A new parameter in 1.7 that let's associate menu items to which are assigned different languages.

## Go to the Plugin Manager



## Filter by System



# Edit the Language Filter System plugin and save its parameters. Here we use Menu Association

**Administracija** Joomla!

Portal Korisnici Izbornici Sadržaj Komponente Dodaci Pomoć 1 prijavljen u backend-u

## Upravljanje pluginovima: Sistem - Filter jezika

Sačuvaj Spremi i zatvori Zatvori Pomoć

### Detalji

Sistem - Filter jezika

Omogućen

Pristup

Redoslijed

Tip plugina system

Plugin datoteka languagefilter

ID 422

Opis

Ovaj dodatak filtrira prikazani sadržaj zavisno od jezika.  
Ovaj dodatak treba omogućiti jedino kada je 'Odabir jezika' dodatak objavljen.

### Osnovne opcije

Odabir jezika za nove posjetioce.

Automatska promjena jezika  Ne  Da

Meni asocijacija  Ne  Da

**Meni asocijacija**  
Ova opcija omogućava pridruživanje menija prilikom promjene jezika

## 10. New in 1.7 - Associated menu items

It is now possible to associate menu items in different languages.

When a menu item, let's say tagged to fr-FR, is associated to a menu item tagged en-GB, **if the Language Switcher module is present on the page**, clicking on the en-GB flag/name redirects to the en-GB menu item and reciprocally.

If a menu item is not associated, the behavior will be the same as in 1.6, that is redirect to the Default Home page in the language concerned.

This let's therefore the choice for the webmaster to associate or not, item per item.

Activate the Language Filter plugin and make sure that 'Menu Association' is set to 'Yes'. Save the parameters. Edit one menu item to which a language is assigned.

A new slider called 'Menu Items Associations' is now displayed.

The screenshot shows the Joomla! administrator interface for editing a menu item. The top navigation bar includes the title "Upravljanje izbornicima: Uredi stavku izbornika" and several action buttons: "Sačuvaj", "Spremi i zatvori", "Spremi i kreiraj novi", "Spremi kao kopiju", "Zatvori", and "Pomoć".

The main content area is divided into two sections. On the left, the "Detalji" (Details) section contains various configuration fields:

- Tip stavke izbornika: Lista kategorije
- Naslov izbornika: Instructions multilangue
- Alias: instructions-multilangue
- Napomena: Ce lien de menu est associé
- Link: index.php?option=com\_content&view=category&id=11
- Status: Objavljeno
- Pristup: Public
- Lokacija izbornika: multilang\_fr
- Nadređena stavka: Korijen stavke izbornika
- Ciljani prozor: Nadređeno
- Podrazumijevana stranica: Ne
- Jezik: French
- Stil predloška: - Koristi zadano -
- ID: 121

On the right, the "Pridruživanje stavke" (Menu Item Association) section is expanded, showing a dropdown menu. The dropdown lists various menu items, with "Multi-lingual steps by steps" highlighted under the "multilang-en" category. A red arrow points from the text "en-GB tagged menu items only are presented in dropdown" to the dropdown menu. Another red arrow points from the word "Association" to the dropdown menu. A third red arrow points from the "Instructions multilangue" title in the details section to the dropdown menu.


# The Menu Manager displays the associated menu items

 **Upravljanje izbornicima: Stavke izbornika**

Novo   Izmjena   Objavi   Neobjavljeno   Provjeri   Smeće   Početna   Obnovi   Pomoć

Izbornici   **Stavke izbornika**

Filter:  Pretraga   Poništi   multilang\_fr   - Odaberite maks. nivoa -   - Odaberite status -   - Odaberite pristup -   - Odaberite jezik -

<input type="checkbox"/>	Naslov	Status	Redoslijed 	Pristup	Tip izborničke stavke	Početna	<b>Pridruživanje</b>	Jezik	ID
<input type="checkbox"/>	<b>Instructions multilangue</b> ( Alias : instructions-multilangue , Napomena : Ce lien de menu est associé )		 <input type="text" value="1"/>	Public	Članci » Lista kategorije			French	121
<input type="checkbox"/>	<b>Astuces multilangue</b> ( Alias : astuces-multilangue , Napomena : Ce lien de menu est associé )		 <input type="text" value="2"/>	Public	 Multi-lingual steps by steps (multilang-en)			French	125

Prikaz #

**Pridružene stavke menija**